

Scaled data based on original data using
LM-79-08 Approved Method: Electrical and Photometric Measurements of Solid-
State Lighting Products

Test Report Prepared for
Cooper Lighting Solutions
(formerly Eaton)

Brand: STREETWORKS

Report Number: P267192

Luminaire Tested: **GAN-AF-08-LED-U-T3R-7027-ADJ**

Issue Date: 3/3/2020

Test Information

Test Method: LM-79-08
Report Number: P267192
TEST IS SCALED FROM IESNA LM-79-08 TEST DATA (P40129)
Test Lab: INNOVATION CENTER P2
Issue Date: 3/3/2020
Manufacturer: COOPER LIGHTING SOLUTIONS (FORMERLY EATON)
Product Line: STREETWORKS
Catalog Number: GAN-AF-08-LED-U-T3R-7027-ADJ
Description: GALLEON AREA AND ROADWAY LUMINAIRE
(8) 70 CRI, 2700K, 1050mA LIGHTSQUARES WITH 16 LEDS EACH AND TYPE III
ROADWAY OPTICS
Light Source: -
Ballast/Driver: ELECTRONIC DRIVER

Summary

Lumens per Lamp: N/A
Luminaire Lumens: 42377.4 lumens
Efficiency: N/A
Efficacy: 95.2 lumens/watt
Luminous Opening: Rectangular (W 2' x L: 1' x H: 0')
IES Classification: Type III - Short - Full Cutoff
BUG Rating: B3 - U0 - G5

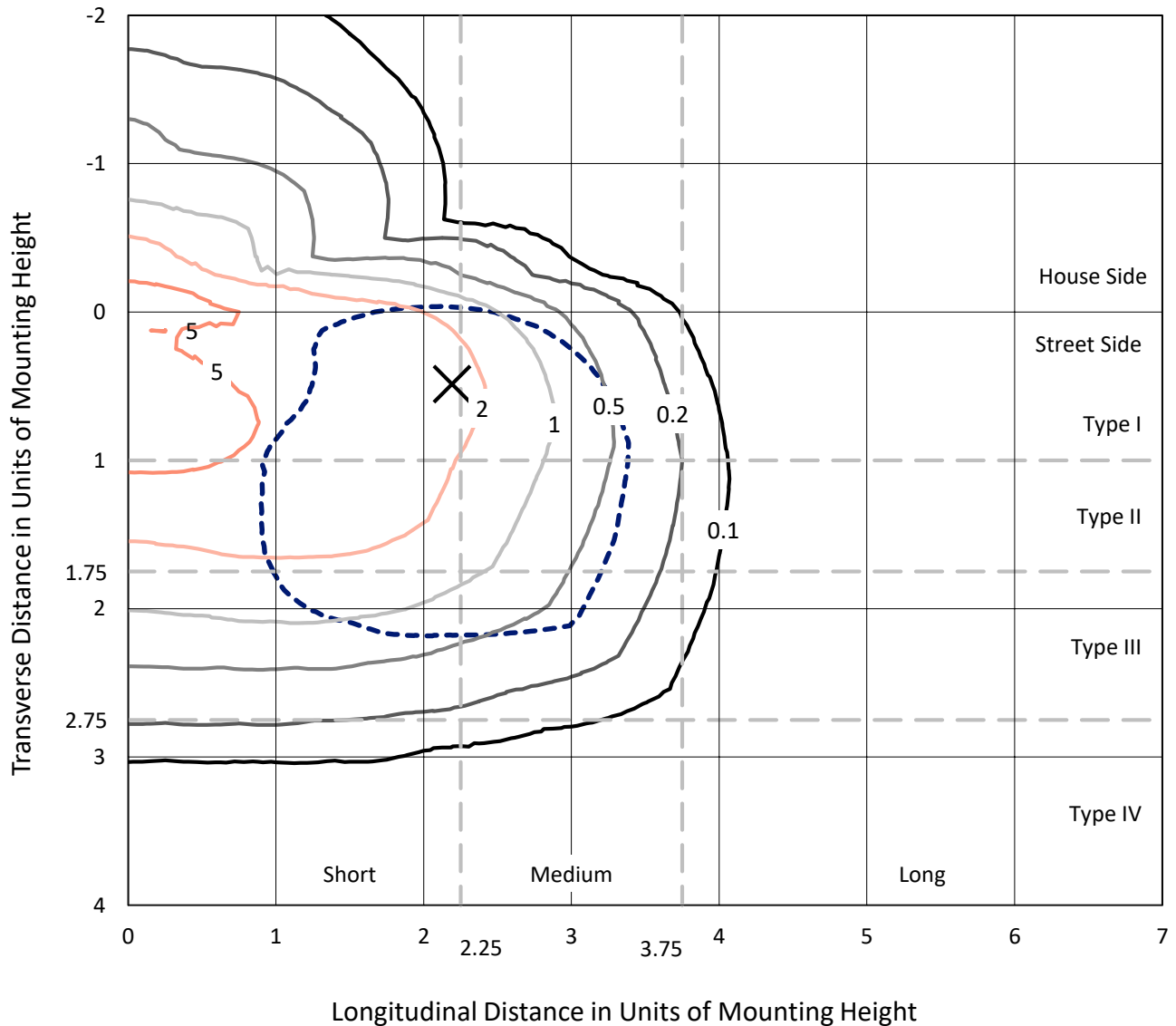
Input Watts (W): 445
Input Voltage (V): NR
Input Current (Ain): NR
Voltage Rise (V): NR
Power Factor: NR
Total Harmonic Distortion (THDi): NR
Frequency (hertz): 60
Stabilization Time: NR
Operation Time: NR
Ambient Temperature (°C): NR
Test Distance: 28.75 FT



REPORT NUMBER: P267192
 CATALOG NUMBER: GAN-AF-08-LED-U-T3R-7027-ADJ

Iso-Footcandle Lines of Horizontal Illumination

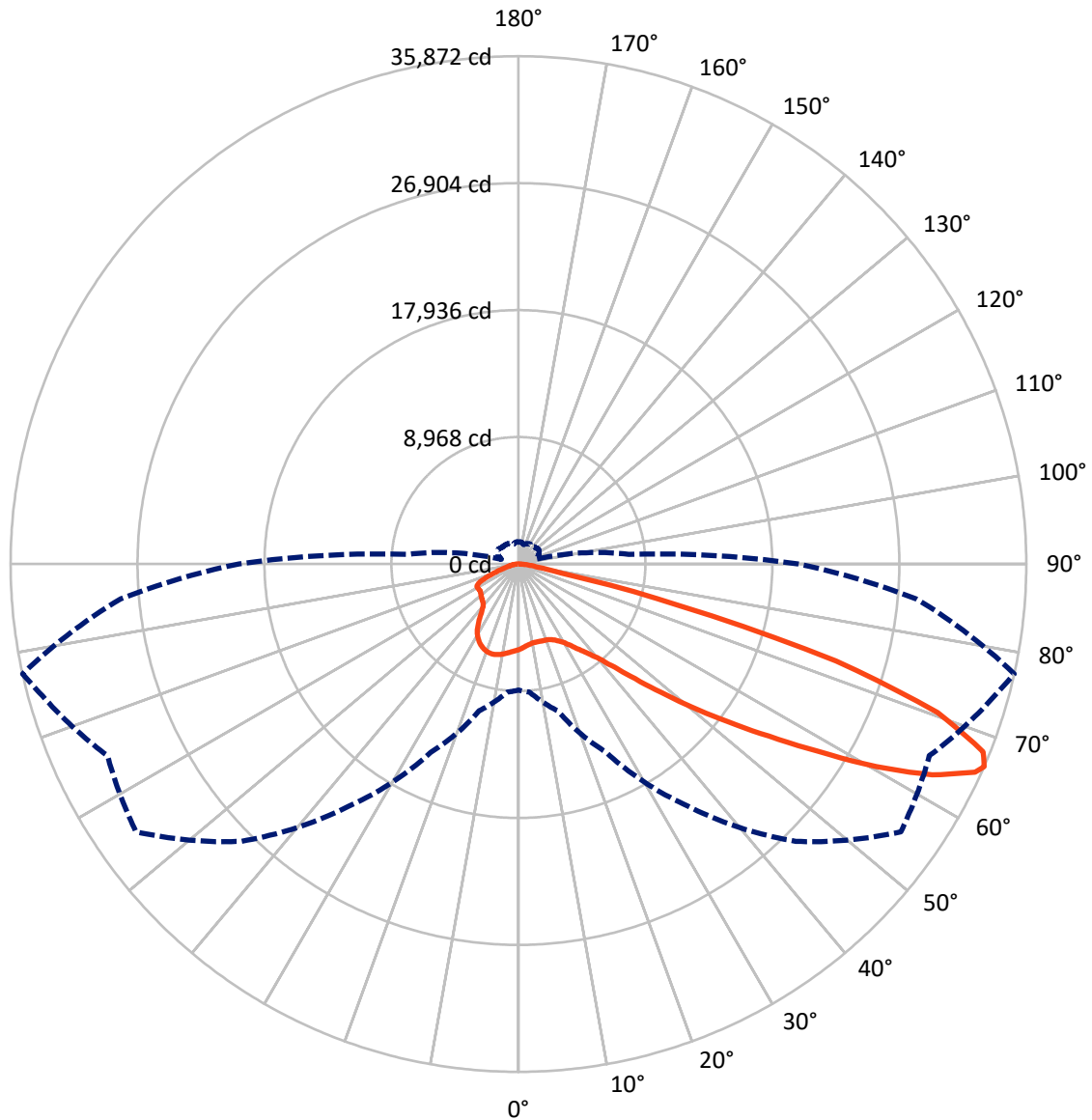
× Max cd
 - - - 1/2 Max cd



Based on 30 foot mounting height. Maximum calculated value = 8.3 fc
 Type III - Short - Full Cutoff

REPORT NUMBER: P267192
CATALOG NUMBER: GAN-AF-08-LED-U-T3R-7027-ADJ

Luminous Intensity Polar Plot



— Vertical Plane Through 77.5-Deg Lateral - - - Horizontal Cone Through 66-Deg Vertical



REPORT NUMBER: P267192

CATALOG NUMBER: GAN-AF-08-LED-U-T3R-7027-ADJ

FLUX DISTRIBUTION:

		Downward	Upward	Total
House Side	Lumens	7239.9	0.0	7239.9
	% Fixture	17.1	0.0	17.1
Street Side	Lumens	35137.5	0.0	35137.5
	% Fixture	82.9	0.0	82.9
Total	Lumens	42377.4	0.0	42377.4
	% Fixture	100.0	0.0	100.0

ZONAL LUMENS:

Zone	Lumens	% Fixture
0°-10°	539.5	1.3
10°-20°	1522.1	3.6
20°-30°	2597.7	6.1
30°-40°	4158.5	9.8
40°-50°	6424.5	15.2
50°-60°	9112.1	21.5
60°-70°	12189.5	28.8
70°-80°	5293.7	12.5
80°-90°	539.8	1.3
90°-100°	0.0	0.0
100°-110°	0.0	0.0
110°-120°	0.0	0.0
120°-130°	0.0	0.0
130°-140°	0.0	0.0
140°-150°	0.0	0.0
150°-160°	0.0	0.0
160°-170°	0.0	0.0
170°-180°	0.0	0.0
0°-90°	42377.4	100.0
0°-180°	42377.4	100.0

Coefficient of Utilization



REPORT NUMBER: P267192

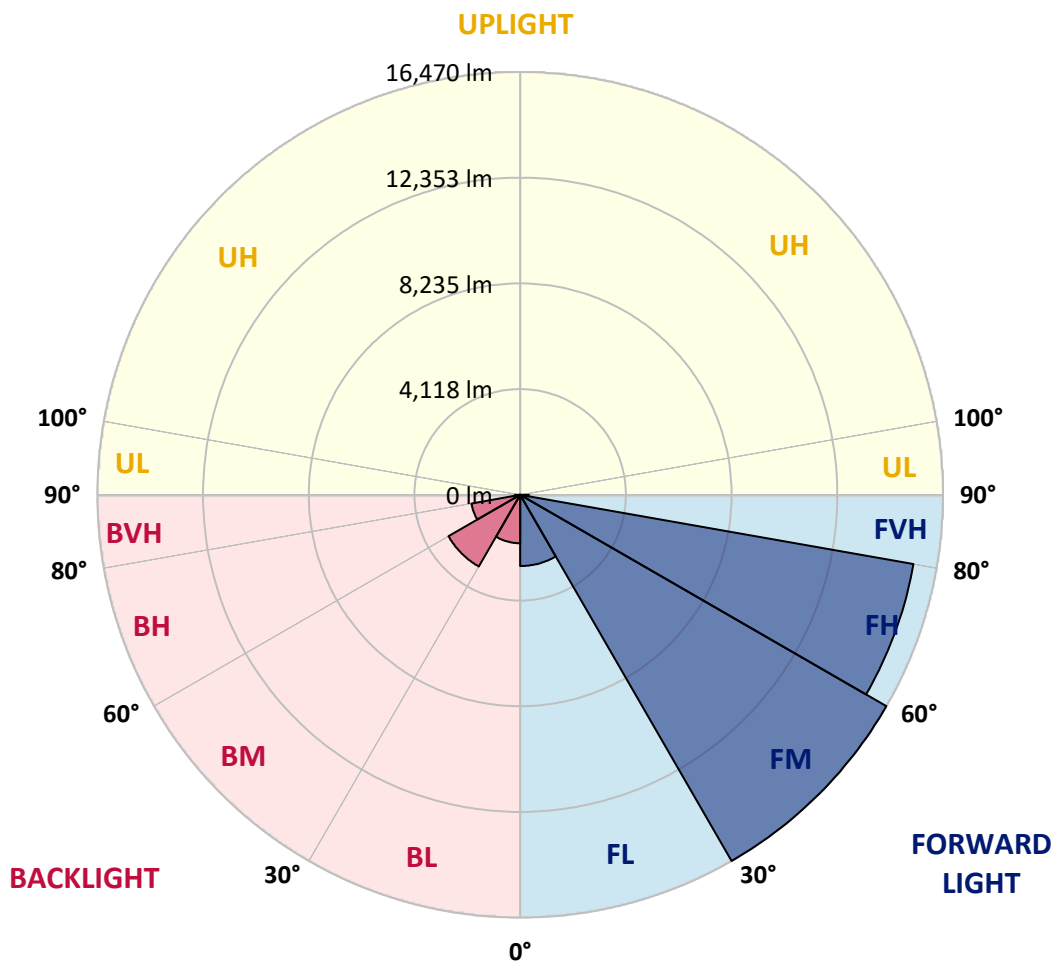
CATALOG NUMBER: GAN-AF-08-LED-U-T3R-7027-ADJ

LUMINAIRE CLASSIFICATION SYSTEM LUMEN TABLE AND BUG RATING:

Zone	Lumens	% Fixture	Zone Rating/Lumen Limit		
			B	U	G
FL (0°-30°)	2773.8	6.5			
FM (30°-60°)	16470.1	38.9			
FH (60°-80°)	15555.1	36.7			G5
FVH (80°-90°)	338.5	0.8			G3/500
BL (0°-30°)	1885.6	4.4	B3/2500		
BM (30°-60°)	3225.0	7.6	B3/5000		
BH (60°-80°)	1928.1	4.5	B3/2500		G3/2500
BVH (80°-90°)	201.3	0.5			G2/225
UL (90°-100°)	0.0	0.0		U0/0	
UH (100°-180°)	0.0	0.0		U0/0	

BUG Rating: B3-U0-G5

Type III Short





REPORT NUMBER: P267192

CATALOG NUMBER: GAN-AF-08-LED-U-T3R-7027-ADJ

CANDELA DISTRIBUTION (FULL):

	0°	5°	15°	25°	35°	45°	55°	65°	75°	77.5°	85°
0°	6038.9	6038.9	6038.9	6038.9	6038.9	6038.9	6038.9	6038.9	6038.9	6038.9	6038.9
2.5°	5342.2	5378.2	5408.2	5436.4	5492.3	5584.5	5690.7	5776.7	5900.8	5924.9	5990.9
5°	4851.7	4851.7	4875.6	4917.7	4993.8	5131.9	5276.1	5468.3	5738.6	5802.7	5978.8
7.5°	4613.3	4615.3	4629.3	4665.3	4731.5	4857.7	5015.7	5242.1	5608.5	5714.6	6015.0
10°	4701.4	4681.3	4651.3	4633.4	4643.3	4717.4	4867.6	5119.9	5528.3	5664.5	6095.1
12.5°	5194.0	5155.9	5051.9	4913.6	4781.5	4727.5	4815.5	5061.9	5494.4	5652.6	6201.2
15°	5998.9	5982.9	5788.7	5502.4	5182.1	4913.6	4853.6	5039.9	5498.3	5666.6	6327.3
17.5°	7008.0	6986.1	6729.8	6313.3	5790.7	5268.1	4987.7	5057.8	5512.4	5690.7	6449.4
20°	8027.3	7959.3	7682.8	7186.4	6515.5	5750.7	5210.0	5103.9	5530.3	5716.6	6577.6
22.5°	8788.2	8732.2	8483.9	8001.3	7228.3	6309.2	5508.3	5183.9	5588.4	5792.7	6735.9
25°	9456.9	9460.9	9214.6	8748.1	7949.2	6901.9	5892.8	5398.3	5736.7	5948.8	6952.1
27.5°	10283.8	10235.8	10005.6	9543.1	8662.0	7500.7	6357.3	5692.6	5956.9	6171.1	7236.3
30°	11273.0	11239.1	10972.6	10448.0	9453.0	8143.5	6887.9	6035.0	6241.2	6463.5	7608.9
32.5°	12436.3	12420.3	12144.0	11469.3	10366.0	8900.2	7510.6	6487.5	6665.8	6896.0	8143.5
35°	13802.0	13804.0	13477.6	12666.6	11365.1	9781.4	8217.5	7070.2	7182.3	7422.5	8780.2
37.5°	14642.9	14745.0	14622.9	13796.0	12496.4	10766.5	9134.5	7843.1	7771.0	8013.3	9462.9
40°	14823.1	14947.3	15333.8	14913.2	13761.9	11851.7	9947.6	8585.9	8495.8	8792.3	10341.9
42.5°	14570.9	14743.1	15560.0	15856.3	15105.4	13189.3	11040.8	9689.2	9575.0	9973.5	11435.2
45°	14420.8	14548.8	15494.0	16346.8	16270.8	14701.0	12432.5	11074.8	11032.8	11555.3	12696.6
47.5°	14160.4	14276.6	15185.6	16461.0	16955.6	16086.6	14104.3	12768.8	12850.9	13535.7	14120.4
50°	14300.6	14348.5	14841.2	16170.7	17153.9	17101.8	15972.5	14731.0	15011.3	15866.4	15732.1
52.5°	14280.5	14404.6	14801.2	15694.2	17179.8	17728.5	17812.6	16919.5	17510.2	18491.4	17520.3
55°	11545.3	11773.6	14330.7	15574.0	17272.0	18343.2	19450.6	19226.2	20327.4	21470.7	19538.7
57.5°	11024.8	11168.9	12586.5	15826.2	17760.5	19516.5	21272.7	21765.2	23607.3	24934.9	21997.4
60°	10922.6	11100.9	12568.5	16134.6	18751.7	21428.8	23973.7	24838.8	27597.9	29051.5	24848.7
62.5°	10604.2	10796.5	12450.4	16094.7	20159.4	24073.9	27431.7	28106.4	31382.3	32796.0	27233.5
65°	9595.1	9775.3	11487.3	15447.9	21108.5	26897.1	31524.5	31101.9	34369.7	35432.9	28422.9
66°	8904.3	9080.4	10728.4	14687.0	20888.2	27698.0	32974.2	32029.1	35038.5	35871.5	28190.6
67.5°	7640.9	7779.1	9254.7	12983.1	19716.8	27922.2	34193.5	32725.9	35108.5	35402.9	26863.1
70°	4827.6	4867.6	6015.0	8962.4	14925.2	24216.0	32337.4	30995.8	32213.3	31416.3	22520.1
72.5°	2094.4	2080.5	2887.3	4559.3	8449.7	16248.8	26158.3	25575.6	25269.2	23451.2	15764.3
75°	1165.3	1181.5	1499.7	2116.4	3434.0	7981.3	17111.9	16374.9	13826.1	11797.6	7148.3
77.5°	935.0	957.1	1243.4	1501.7	1541.9	2783.2	8007.2	6515.5	3922.4	3147.7	1986.3
80°	738.9	778.9	1085.2	1169.4	1039.2	1147.3	2586.9	2068.3	1551.8	1423.6	1029.2
82.5°	584.6	612.7	931.1	885.0	726.9	772.9	1239.4	1207.4	1009.2	919.1	594.7
85°	420.4	472.6	764.8	666.8	476.6	520.6	822.9	788.9	578.7	472.6	262.3
87.5°	172.1	224.2	540.6	442.5	266.3	242.4	410.4	386.5	274.3	200.2	130.2
90°	0.0	0.0	0.0	0.0	0.0	0.0	0.0	0.0	0.0	0.0	0.0



REPORT NUMBER: P267192

CATALOG NUMBER: GAN-AF-08-LED-U-T3R-7027-ADJ

CANDELA DISTRIBUTION (continued):

	90°	95°	105°	115°	125°	135°	145°	155°	165°	175°	180°
0°	6038.9	6038.9	6038.9	6038.9	6038.9	6038.9	6038.9	6038.9	6038.9	6038.9	6038.9
2.5°	6032.9	6081.0	6143.1	6181.1	6201.2	6215.3	6237.2	6235.2	6241.2	6243.2	6251.2
5°	6073.0	6153.1	6243.2	6267.2	6267.2	6245.2	6223.2	6187.2	6173.2	6169.1	6173.2
7.5°	6177.1	6265.3	6343.3	6315.4	6255.3	6167.1	6053.0	5952.9	5898.8	5880.8	5876.8
10°	6309.2	6415.4	6447.5	6341.3	6165.2	5952.9	5726.6	5562.5	5468.3	5442.3	5434.2
12.5°	6469.5	6569.7	6525.6	6301.3	5974.8	5632.6	5320.1	5057.8	4861.6	4799.6	4795.5
15°	6645.8	6723.8	6569.7	6177.1	5690.7	5185.9	4629.3	4176.8	3932.5	3854.4	3848.5
17.5°	6810.0	6849.9	6543.6	5961.0	5272.2	4455.1	3716.3	3367.8	3283.8	3303.8	3307.7
20°	6950.0	6950.0	6455.5	5650.5	4613.3	3492.0	3025.5	3019.6	3079.6	3139.7	3151.7
22.5°	7104.2	7012.1	6301.3	5212.1	3680.3	2857.2	2789.2	2845.3	2913.4	2979.5	2989.5
25°	7294.4	7062.1	6087.1	4547.3	2893.4	2595.1	2621.1	2667.1	2701.2	2743.2	2749.3
27.5°	7506.6	7126.3	5804.7	3632.1	2510.9	2430.9	2450.8	2466.8	2462.9	2478.9	2482.8
30°	7760.9	7200.4	5418.2	2839.4	2352.8	2290.7	2254.6	2240.6	2240.6	2266.7	2276.7
32.5°	8101.4	7310.4	4863.7	2432.8	2276.7	2190.5	2074.4	2022.4	2042.3	2130.5	2150.5
35°	8475.8	7428.7	4112.8	2294.6	2260.7	2144.4	1964.2	1868.1	1870.1	1952.2	1978.2
37.5°	8884.2	7578.8	3289.9	2268.6	2296.6	2146.5	1906.3	1774.1	1720.0	1720.0	1730.0
40°	9407.0	7732.9	2663.0	2286.6	2372.8	2170.6	1876.2	1700.0	1547.8	1551.8	1559.7
42.5°	10087.6	7865.1	2326.7	2324.8	2464.9	2202.6	1874.1	1601.9	1469.6	1559.7	1641.9
45°	10844.6	7931.1	2178.5	2358.7	2538.9	2222.5	1842.2	1585.9	1479.7	1748.0	1904.1
47.5°	11715.5	7893.1	2096.5	2370.7	2556.9	2222.5	1806.1	1623.9	1549.8	2024.3	2206.5
50°	12670.7	7783.0	2016.3	2346.7	2550.9	2218.5	1840.1	1662.0	1575.8	2072.4	2198.5
52.5°	13794.0	7690.8	1932.3	2294.6	2508.8	2196.5	1880.2	1646.0	1493.7	1884.1	1972.3
55°	15075.4	7716.9	1838.1	2220.6	2442.9	2154.4	1866.1	1581.8	1407.6	1659.9	1714.0
57.5°	16713.3	8027.3	1726.1	2126.5	2352.8	2084.3	1816.2	1551.8	1381.7	1505.7	1537.8
60°	18541.5	8567.9	1585.9	2032.3	2240.6	1972.3	1778.0	1565.8	1393.6	1493.7	1509.7
62.5°	19882.9	8882.4	1465.7	1894.2	2088.4	1848.2	1730.0	1583.8	1425.6	1535.8	1531.8
65°	20247.3	8365.6	1315.5	1692.0	1882.2	1718.0	1669.9	1603.8	1439.7	1569.8	1551.8
66°	19736.8	7809.1	1249.5	1597.8	1778.0	1653.9	1639.9	1601.9	1433.7	1573.8	1543.7
67.5°	18497.4	6667.7	1135.3	1459.7	1611.9	1557.8	1591.8	1583.8	1417.6	1569.8	1527.7
70°	15085.4	4549.2	971.1	1215.3	1341.6	1371.6	1499.7	1519.8	1365.6	1499.7	1407.6
72.5°	10540.3	2771.2	859.0	943.1	1085.2	1169.4	1373.6	1431.7	1295.4	1309.5	1221.4
75°	5093.8	1471.8	778.9	730.9	843.0	977.1	1221.4	1311.5	1185.4	1095.3	1063.2
77.5°	1587.8	899.1	660.8	588.7	660.8	788.9	1021.2	1149.3	1055.1	917.1	905.0
80°	853.0	660.8	508.6	472.6	522.6	618.8	802.9	959.1	907.1	822.9	734.9
82.5°	562.7	428.5	376.4	366.4	398.5	472.6	596.7	794.9	794.9	704.8	512.7
85°	290.3	262.3	258.4	258.4	278.4	314.3	406.5	612.7	652.8	372.4	308.4
87.5°	144.2	150.1	140.1	146.2	156.1	154.1	194.3	308.4	368.5	226.3	188.3
90°	0.0	0.0	0.0	0.0	0.0	0.0	0.0	0.0	0.0	0.0	0.0

(END OF REPORT)